

CRAFTSMAN

FLOOR TO CEILING OPTIONS FOR A CRAFTSMAN STYLE HOME













IDEA BOOKS *by*  WINDSORONE




Summer 2019 | WindsorONE is manufactured in the U.S.A. & available at your local pro lumberyard **BUILD ★ AMERICA** 

1

CLASSICAL CRAFTSMAN

	CROWN	WOCM005
	PICTURE	WOPM004
	HEADER CAP	WOHC001
	FRIEZE	IX5 S4SSE
	STOP	WOST001
	CASING	WOCs003
	STOOL	WOWS002
	COVE	WOCV001
	APRON	WOCs004
	BASE	WOBM003
	BASE SHOE	WOBS001
	PLINTH	WOPB001

TRY IT WITH V-GROOVE












 IX6 T&G WOTG

Classical & Bullnose are two takes on the same style guide. Here, you have the classic cap accenting the room, whereas the bullnose version has that soft edge look. Optional to add or remove picture mold.






2

BULLNOSE CRAFTSMAN

	CROWN	WOCM005
	HEADER CAP	WOWC003
	FRIEZE	IX5 S4SSE
	STOP	WOST001
	CASING	WOCs003
	STOOL	WOWS002
	COVE	WOCV001
	APRON	WOCs004
	BASE	WOBM003
	BASE SHOE	WOBS001
	PLINTH	WOPB001

TRY IT WITH STILES & RAILS

	WAINSCOT CAP, WOWC003
	IX4 S4SSE <i>stiles & rails</i>
	IX12 S4SSE <i>base backer</i>

Paneled or V-Groove wainscoting?
Coffered ceiling or a shiplap wall?
(More project ideas at back of booklet.)











1. Streamline Builders in CA 2. Compton Homes in AL



3

COASTAL CRAFTSMAN

(BULLNOSE & BEADED)

	CROWN	WOCM005
	PICTURE	WOPM004
	HEADER CAP	WOWC003
	FRIEZE	WOCS009
	CASING/APRON	WOCS008
	STOOL	WOWS001
	COVE	WOCV001
	BASE	WOBM003

TRY IT WITH BEADBOARD

	IX6 T&G	SPBC6
	IX6 T&G	WOBC6

The fine bead detail works with beadboard or v-groove. Beaded casing comes in a range of widths so you can scale for different applications. (Tip: Don't use standard 45° miters, but jack miters instead for where the casing transitions intersect.)









4





S4S

CRAFTSMAN

(BUILDERS' BUNGALOW)

-  CROWN WOCM006
-  HEADER CAP IX2 S4SSE
-  HEADER FRIEZE 5/4X6 S4SSE
-  CASING IX5 S4SSE
-  BASE IX8 S4SSE
-  PLINTH BLOCK (SEE NOTE*)

scaled down (same crown & cap):

-  HEADER FRIEZE 5/4X5 S4SSE
-  CASING IX4 S4SSE
-  BASE IX6 S4SSE
-  PLINTH BLOCK (SEE NOTE*)

TRY IT WITH


SHIPLAP

-  IX6 SHIPLAP WORS6

Scale up or scale down your Craftsman look with S4SSE trim boards. Truly the builders' casing, easy to improvise with different sized boards; for an oversized cap, try ripping a 5/4x3. **Builders can create plinth blocks from 5/4 S4S (for a reveal) or use WOPB001 (standard or trimmed).*



1. Horner Millwork in MA 2. Streamline Builders in CA



1. JAS Design Build in WA 2 & 5. Streamline Builders in CA 3. JL Madison General Contractors and Donahue Construction in CA 4. Spillman Contracting in MO 6. Art Guerrero in CA 7. AJ Kirkegaard Contractors in CO 8. Robert Gamen in CA 9. Perry & Papenhausen Inc. in CA

**30
YEAR**

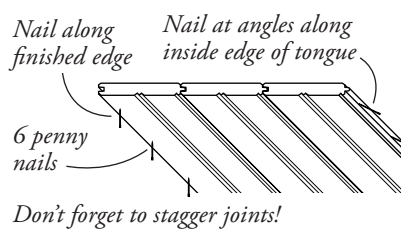
WARRANTY*



Warranty on:

**PROTECTED
TRIM BOARDS
TONGUE & GROOVE
SHIPLAP**

INSTALLATION SIMPLIFIED*:



8% Be sure to acclimate
14% material to the
environment.¹ Exterior in-use
moisture content is approx 14%.
Interior in-use moisture content is
approx 8%.

1 To learn more about
moisture content & wood
movement, visit the link:
WindsorONE.com/moisturecontrol.
Also check with your regional area for
recommended approx moisture content.



*Beadboard
SPBC4*



*V-Groove
WOTG*



*V-Groove
230*



*Beadboard
WOBC6*



*Shiplap
WORS6 (smooth side out, 3/16" gap)*



*Shiplap
WORS8 (smooth side out, no gap)*



*For full installation instructions & to learn about the warranty, please visit WindsorONE.com/install



WINDSORONE
TRADITIONAL BOARDS



BUILD AMERICA

Manufactured in the U.S.A.,
craftsmanship from
Willits, CA & Surry, VA.



HEALTH STARTS AT HOME

Gold Indoor Air Quality
Rating with a 30 yr warranty*
against rot, insects and mold.



CRAFTSMANSHIP PAYS

Show off the detail work
on your projects and
generate more referrals.

DETAIL

- WOSP001 7/8" x 1 1/4"
- WOPM004 3/4" x 1 3/4"
- WOST001 7/16" x 1 1/16"
- WOST004 1/2" x 1 7/8"
- WOCV001 3/4" x 7/8"
- WOBS001 1/2" x 3/4"
- WOBB001 7/8" x 1 3/4"
- WOBB002 3/4" x 3/4"

CASINGS

- WOC001 3/4" x 5 1/2"
- WOC003 3/4" x 4 1/4"
- WOC005 1 3/16" x 4 3/8"
- WOC007 3/4" x 3 1/2"

CROWNS

- WOCM001 3/4" x 3 19/32"
- WOCM004 1 1/16" x 4"
- WOCM005 3/4" x 4 1/16"
- WOCM006 3/4" x 4 1/16"

APRONS

- WOC004 3/4" x 3 9/16"
- WOC006 3/4" x 3 9/16"
- WOC007 3/4" x 3 1/2"

CAPS

- WOHC001 1 5/16" x 2 1/4"
- WOWC002 1 1/8" x 3"
- WOWC003 1 3/4" x 1 3/8"
- WOWC006 1 5/8" x 2 5/8"

BASES

- WOBM001 1 3/16" x 7 1/4"
- WOBM002 3/4" x 5 1/2"
- WOBM003 3/4" x 7 1/4"
- WOBM004 3/4" x 7 1/4"
- WOPB001 1 3/8" x 8"

STOOLS

- WOWS001 1 1/16" x 4 1/2"
- WOWS002 1 1/16" x 4 1/4"

BEADED CASING

- WOC007 3/4" x 3 1/2"
- WOC008 3/4" x 4 1/4"
- WOC009 3/4" x 5 1/4"
- WOC010 3/4" x 3 1/2"

SPECIALTY

- WOCH001 1 5/8" x 2 1/4"
- WOCM002 3/4" x 4 5/16"
- WOCM003 1 5/8" x 4"



WINDSORONE
PROTECTED
30-YR WARRANTY*

SHIPLAP REVERSIBLE

- WORS6 3/4" x 5 1/2"
- WORS8 3/4" x 7 1/4"

TONGUE & GROOVE

- SPBC4 9/16" x 3 5/16"
- SPBC6 2 3/32" x 5 1/2"
- WOBC6 3/4" x 5 3/8"
- SPBC8 2 3/32" x 7 1/4"
- WOTG 2 3/32" x 5 1/2"
- 230 1 1/16" x 7 1/2"
- plantation 3/4" x 5 1/2"

TONGUE & GROOVE

- SPBC4 9/16" x 3 5/16"
- SPBC6 2 3/32" x 5 1/2"
- WOBC6 3/4" x 5 3/8"
- SPBC8 2 3/32" x 7 1/4"
- WOTG 2 3/32" x 5 1/2"

ONLY PROTECTED BOARDS
HAVE A 30-YR WARRANTY*

NICKEL GAP WITH 3/16" GAP

- WOSN6 3/4" x 5 1/2"
- WOSN8 3/4" x 7 1/4"

Specialty Boards come in:

☐ **TRADITIONAL OR**
☒ **PROTECTED**